



FineGlaze

The Origin Window Collection

It's your world, let's frame it...

The Origin Home is a collection of the finest quality products, manufactured in Great Britain by Origin.

An integral part of this is the Origin Window range, which consists of two options - the OW-70 and the OW-80. Both stunningly designed and exceptionally finished, the key difference between the two systems is the sightlines.

Both are completely bespoke to your requirements as Origin's flexible production process gives you the freedom to customise your window to perfectly complement your needs. What's more, with uncompromising security features, your home will stay safe whatever option you choose.

Like all Origin products, our windows are guaranteed for up to 20-years, so you can relax knowing that your windows will last for years to come.



The Origin Slimline Window (OW-70)...

Beautiful, elegant and simplistic, the Origin Slimline Window is designed for spaces where maximising glass and light is essential.


Built from a high-grade aluminium with an impressive 65mm frame, the Origin Slimline Window is as strong as it is sleek. Its ultra-slim sightlines will not only deliver aesthetically, but its innate strength will ensure your home is kept secure.



The Origin Premium Window (OW-80)...

Modernising the design of traditional 19th Century timber windows, the Origin Premium Window is a highly durable and blissfully functional solution that's perfect for the 21st Century.

With an exquisite internal and external flush casement and unrivalled thermal performance, the Origin Premium Window also offers the added benefits of hassle-free maintenance and being manufactured from a premium grade aluminium for long-term reliability.



Here at Origin, our vision is to *transform the way families enjoy their home – from inside to out.*

Colour you happy...

Both the OW-70 and OW-80 can be manufactured in over 150 RAL shades, and our collection covers the wild, the wonderful and the classics.

Therefore, from the subtle to the slightly outrageous, you can guarantee there will be a colour to suit every Origin Home. Further to this, most of these colours can then be specified to have a gloss, matt or satin finish, so you're sure to find a colour scheme and finish to inspire.

Both systems also offer a dual colour option, so while the exterior frames can match the existing building style, the interior colour can match or contrast your internal decor.

In order to give it a flawless finish, the highest grade power coating is applied to our aluminium. With a durable yet smooth surface, it offers the benefit of being highly resilient to the elements.



Your windows when you want them...

As with everything Origin, the lead time in which you can receive your windows in is pretty exceptional.

When windows are ordered in one of our popular colours, you specify when you want them delivered. Whether that's for a day, a week or a month, Origin will deliver.*

The popular colour range available on for the OW-80 spans from Hipca White and goes all the way through to Jet Black, covering the ever popular metallic shades in between. It also includes our authentically styled woodgrain effects.

For the OW-70, the popular colour range consists of the effortlessly attractive 7016M and 9910G.

Our most popular finishes are available in as little as 24-hours.*

View page 7 for our popular colour range.

**The 24-hour lead time is only available on the OW-80. The OW-70 is available in 1-week.*



Product displayed: OW-70
Colour shown: 5024M



Product displayed: OW-80
Colour shown: Golden Oak

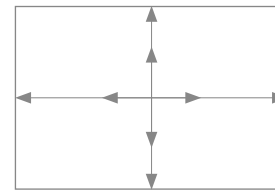
Bespoke to you...

your window, your way.

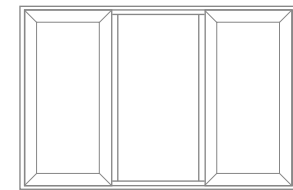
At Origin, we believe that the creation and manufacture of your windows is a very personal experience - it's an expression of who you are in style, practicality and functionality. So that's why every element of our windows are personalisable and tailored to you.

Specify your overall size, your desired configuration that works for your home and family's requirements, your colour scheme and handle choice and let us manufacture windows that can help make your home the best it can be.

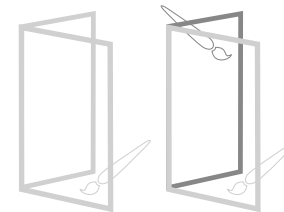
From the smallest spaces through to grand mass coverings, we've done it all.



Overall size



Window type and
configuration




One or dual colour*



Handle colour

**Woodgrain effects and colour-coded gaskets are available on the OW-80 only.*

Popular colours...



A.

9007M Dark
Silver Metallic



A.

7015M
Slate Grey



B.

7016M
Anthracite Grey



C.

9005M
Jet Black



C.

7021M
Black Grey



D.

9910G
Hipca White



E.

Natural Oak



E.

Golden Oak



F.

Walnut



G.

Mahogany

OW-80 Popular Dual Colour:

9910G (Hipca White) in, 7016M (Anthracite Grey) out

OW-70 Popular Colours:

9910G (Hipca White) and 7016M (Anthracite Grey)

Colours shown here may not be 100% representative.

Visit your local showroom or contact Origin directly for physical samples.

Even the gasket
colour is your choice...*



A. Slate Grey



B. Anthracite Grey



C. Black



D. White



E. Light Oak



F. Bronze



G. Chestnut Brown

	Window Colour	Recommended Gasket Colour
A.	7015M and 9007M	Slate Grey
B.	7016M	Anthracite Grey
C.	9005M and 7021M	Black
D.	9910G	White
E.	Natural Oak and Golden Oak	Light Oak
F.	Walnut	Bronze
G.	Mahogany	Chestnut Brown

Built to last...

We recognise that every home is unique, and that's why each window is skilfully designed, specially tailored and hand crafted by us.

By combining a premium grade aluminium with precision engineering and exceptional craftsmanship, Origin have a proven track record in delivering high quality, functional and stylish products that are built to last.

Manufactured and assembled in Origin's Buckinghamshire based factory, all of our windows face rigorous quality testing at each stage of the manufacturing process to ensure that every window leaves at a consistently high standard.

We have complete control of every product – from sourcing through to manufacturing and delivery, and only use the highest quality materials and components in the process.

Our unfaltering stance on quality control in all operations enables us to be proud to offer an incredible guarantee of up to 20-years for absolute peace of mind.*



**Guarantee based on location of where the windows will be installed.*



Product displayed: OW-80

Colour shown: 7016M

Safety first...

As well as looking stunning, the Origin Window collection is highly functional in satisfying Building Regulations for emergency exits, restricted openings and marine based dwellings.

Side and top hung windows can be designed to serve as an emergency exit window by meeting the minimum width and height required to comply with British Building Regulations.

They can also be specified with discreetly designed trickle vents that sit inside the sash for additional ventilation in required rooms.

Plus, an optional restrictor hook prevents the window opening any further than a pre-set angle, giving your property an added layer of safety and security.

Both top and side hung windows can be designed to serve as emergency exits.

Why aluminium?

Frame strength is a very important factor to consider when looking to invest in a window system.

Aluminium is Origin's material of choice because of its strength and durability - achieving these properties while weighing 67% less than steel. This means that the frames are highly resistant to flexing, warping or corroding in variable weather conditions.

Our aluminium requires minimal maintenance* and combines seamlessly with the bespoke thermal break to provide unrivalled energy efficiency.

All of these attributes make it the perfect material for creating visually exquisite, easy to operate and highly secure windows.

**More routine maintenance will be required in certain areas.
See our terms and conditions for details.*

Product displayed: OW-80
Colour shown: 7016M

Enhanced security features...

Sophisticated style and elegance blends with the very latest in precision engineered locking mechanisms to make the OW-70 and OW-80 two ultra-secure systems.

Our windows are built with the highest grade of aluminium, but even when it comes to the hardware, there are no compromises.

Like our aluminium, our hinges are also made from the highest quality of materials and are capable of carrying exceptionally heavy loads, exceeding above and beyond the standardised 50,000 cycle test required for residential windows.

Hinge guards are installed as standard on all Origin Windows, and they are used to serve the purpose of protecting the hinges as well as blocking intruders from jemmying the window open along the hinged side.

Other features such as our industry-renowned locking systems, impenetrable crimped frames and locking handles help make the Origin Windows two of the most secure on the market.



Product displayed: OW-80
Colour shown: 7016M

Unfaltering security...

Here at Origin, your home's security and safety is a priority for us. It's an essential part of any product design, and this is certainly the case with the OW-70.

The Origin Slimline Window has been designed to keep your home safe and protected by meeting stringent PAS 24:2016 security regulations.

This is the recognised standard for doors and windows manufactured in the UK, and means that your window has been thoroughly examined and tested to make sure it's fit for purpose in any property, whether that's in an existing structure, renovation or new build.

Therefore, with our ultra-secure Nemesis multi-point lock, you know your home is protected.

The lock itself has been tested to BS EN 1670:2007 Grade 4, which measures resistance against spray salt corrosion. Featuring bi-directional technology with adjustable locking cams, compression is improved, which ensures a superior weather rating. Working in conjunction with a slim offset gearbox, the Nemesis lock ensures a smooth operation and long-term durability.



The Encloser...

Attention to design is matched by high levels of security, as every OW-80 is installed with Yale's highly renowned and dependable Encloser Lock.

Just like the OW-70, it features innovative bi-directional locking technology. The OW-80 is able to offer supreme security, long-term reliability and a flawless performance.

The Yale Encloser works by engaging cylindrical cams into a zinc alloy keep, which when locked, compressed and engaged, will not only provide an extremely dependable system, but will also provide optimal weather proofing, ensuring that your home is safe from intruders and elements alike.

Each individual cam is adjustable and finely tuned in-house so that the compression against the keep is tight, all while ensuring that the operation of the window itself is smooth.

The Encloser Lock has been tested to PAS24:2016 within the OW-80 and exceeds the latest security standards for optimum peace of mind.



Product displayed: OW-80

Colour shown: 9007M



Product displayed: OW-70

Colour shown: 9022M

OW-70

handle options...

Like the window, the handles are made from aluminium, but also feature a Hardex Electro finish for complete durability. Therefore, with the OW-70, you're guaranteed of a handle that offers flawless operation, outstanding quality and an exceptional finish.

The stylish inline handle is available in two popular metallic shades, or for a colour-coded finish, our cranked handle (used on the OW-80) can help create a unique look.

Inline handle



Chrome



Silver

Cranked handle



Colour coded option

Available in any RAL colour to complement your windows.

Product displayed: OW-70

Colour shown: 9022M

Handle colours may not be 100% representative

OW-80 handle options...

Rest assured – the handles of the Origin Premium Window have been given the same attention to detail as every other component, and are the perfect finishing touch to the elegantly designed window, mirroring its sophistication, functionality and security.

Whether in a premium brushed metallic or one of Origin's industry-unique colour-coordinated options, you can be sure of a contemporary handle which offers the same faultless performance as from the window itself.



Product displayed: OW-80

Colour shown: 7016M

Popular colour range



9005M - Jet Black



7021M - Black Grey



7015M - Slate Grey



7016M - Anthracite Grey



9007M - Dark Silver



9910G - Hipca White

Metallic range



Chrome



Gold



Satin



Brushed Aluminium



Available in any RAL colour to complement your windows.

OW-70

External flush casement...

The OW-70 is simplistic in style. It features an external flush casement, which will instantly help give your home an attractive look and feel.

With no bulky overlapping profile, the 65mm ultra-slim profile offers a clean finish and can add character to any property type - whether that's an ultra-modern new build or traditional townhouse.

Aluminium's innate strength allows for incomparably slim sightlines without compromising on security. With the edge of the frame as little as 38.5mm from the glass, it means less window and more light can be achieved.

It's effortless, uncomplicated and sleek.

EXTERNAL
FLUSH
CASEMENT

Product displayed: OW-70
Colour shown: 9910G

Internal and external flush casement:

Stunningly designed, brilliantly executed...

Remarkable design and expert manufacturing techniques are built into Origin's DNA.

Smart and clean in appearance, the sash sits neatly inside the window frame, creating an industry-first internal and external flush casement.

With no overlapping frames, often synonymous with windows, the flush casement comes together to create a truly timeless finish. All that remains is a sleek shadow line where the sash meets the frame.

The clean finish of the OW-80 therefore provides unbeatable versatility that lends itself perfectly to any property type, from traditional townhouses, new builds and apartments, through to projects under strict planning regulations in conservation areas.



It's elegant,
simple and
completely
unique.

Product displayed: OW-80
Colour shown: 7015M

INTERNAL
FLUSH
CASEMENT

OW-70



Product displayed: OW-70
Colour shown: 7016M



Designed and developed for the UK climate...

OW-70 thermal efficiency...

With a U-Value of 1.2, the Origin Slimline Window comfortably exceeds UK building regulations requirements for thermal efficiency, so you can relax knowing you'll benefit from excellent energy efficiency and subsequently, reduced utility bills.*

Despite its ultra-slim profile, every window has a polyamide thermal break and a bespoke cavity gasket, which limits airflow through the system and improves thermal efficiency.

Our expert and in-house R&D team are aware that the British climate can be somewhat unpredictable, so have developed a window system that meets the demands of the UK market.

Therefore, the OW-70 is sure to keep the cold out and warmth in during the winter months and vice versa during the summer, so you can stay comfortable in your home all year round.

**U-Value based on using triple glazing.*

The Origin Premium Window has been designed to keep a home warm when it's chilly and cool when it's hot.

OW-80 thermal efficiency...

Featuring an advanced triple weather seal that achieved unrivalled weather testing results, the OW-80 ensures that the elements are kept outside and that energy bills stay low.

The OW-80 is fitted as standard with a bespoke thermal break that drastically reduces air flow through the system. The net result is a phenomenally thermally efficient window.

A large background image of an astronaut in a white spacesuit floating in space. In the background, a space shuttle is visible. The text 'Upgrade to the revolutionary Aerogel...' is overlaid on the bottom right of the image.

Upgrade to the
revolutionary
Aerogel...

Aerogel – thermal performance that's out of this world...

Introducing Aerogel – it's not only used to insulate space shuttles and spacesuits, but now, also your home thanks to Origin, enabling a phenomenal thermal efficiency to be achieved.

As the world's best insulator, Aerogel has the lowest thermal conductivity of any known solid material. Composed of up to 99.89% air by volume, the super-insulating silica Aerogel can be used in the thermal break of the OW-80 to considerably limit the heat transfer from one environment to another, allowing an astonishing 0.9 U-Value to be achieved.

This revolutionary hydrophobic insulator is not affected by moisture or age, and provides major energy savings for the life of a home. A single 10mm thickness of this space age technology increases the insulation factor by up to 67%. When using Aerogel and the OW-80 together, the pair combine to deliver an incredible A++ Energy Rating.

If Aerogel has been designed to keep astronauts warm, just think what it could do for your home.



Aerogel allows the Origin Premium Window to achieve an astonishing certified U-Value of 0.9 and Energy Rating of A++.

OW-70 window types...



Product displayed: OW-70
Colour shown: 8024M

Casement window

The OW-70 casement window can feature left, right or top openers. Because everything we do is bespoke, we can manufacture your window in a configuration that works for your home. This can include a combination of different openers and fixed frames, and thanks to an ultra-slim aluminium profile, you can be assured of the best view of the world outside your window.



Colour shown: 9910G

Picture window/ fixed frame

With no mechanical or moving parts, the picture window can accommodate larger glass expanses with a further reduced frame width of just 38.5mm. Offering a completely unobstructed view, it allows an abundance of natural light to flood into your home. What's more, because the window is fixed, there's minimal maintenance that's required.*



**More routine maintenance will be required in certain areas.*

See our terms and conditions for details.

Colour shown: 9007M



Product displayed: OW-70

Colour shown: 9007M

OW-80 window types...



Product displayed: OW-80
Colour shown: 9005M

Casement window

Casement windows are available with top or side openers and dummy sashes (meaning that the sash doesn't open, but it matches the style and sightlines of those that do).

The flexibility of our manufacturing techniques and bespoke nature of Origin products means that windows can be made in different shapes, sizes and proportions, to ensure they work for your spatial and practical requirements. For larger apertures, windows can be coupled together to allow for more light without compromising on strength and security.



Colour shown: 7015M

Picture window/ fixed frame

Picture windows are a simple, clean solution for windows that are not required to open or ventilate. Picturesque over a large aperture, they are a stylish way to get large amounts of light into a property.

As this window type doesn't include an opening element, it means that sightlines can be even slimmer, without conceding on any structural rigidity and security, and allows your window to be made up to a hugely impressive 7sqm.



Colour shown: 9007M



Product displayed: OW-80

Colour shown: 7016M

OW-80 window types continued...



Product displayed: OW-80
Colour shown: 9007M

Bay window

The bay window – proud and projecting by nature – is contrasted beautifully with the timeless design of the flush casement windows.

Because all elements of the OW-80 are bespoke, it means the options are vast when specifying a bay. Indicate the quantity of windows, their size, the ones you want to open, the angles between them and the colour scheme, and allow us to create a truly beautiful window that will add an enormous amount of character to your home.




Colour shown: Mahogany

Gable window

The gable window can bring the ultimate striking look to a home. Beautifully designed in symmetry and sightlines, an Origin Gable turns a home into a masterpiece.

It can be installed into even the shallowest of roof pitches, and the mullion sightlines can be aligned with door leaves below for a truly breath-taking architectural solution.



Colour shown: 7021M

French window

Beautiful to look through and easy to use, we are thrilled to now offer the Origin French Window.

Featuring the effortlessly elegant and entirely unique internal and external flush casement, the Origin French Window contains a moving mullion – so when you open both the left and right windows, there's no profile left in the way – just a completely unobstructed view of the outside world, making it a great choice for windows that need to meet egress requirements (emergency exits).



Colour shown: 9910M



Product displayed: OW-80
Colour shown: 9007M



Product displayed: OW-80
Colour shown: 7016M

Configurations...

With Origin, we create windows that are configured to suit your personal preferences and space.

Your windows can comprise of any number of squares and can be made up of any type of opener, dummy sash or fixed frame.

With our casement windows, it means you can choose from top hung, side hung, fixed or a combination of these configurations to suit your desired look and function.


If you have a requirement for a different style (perhaps a

French window, a bay or gable), then only the OW-80 will be able to accommodate this.

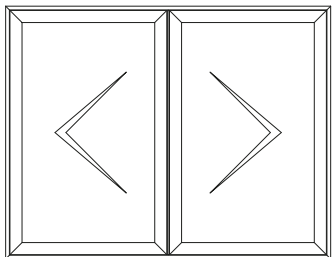
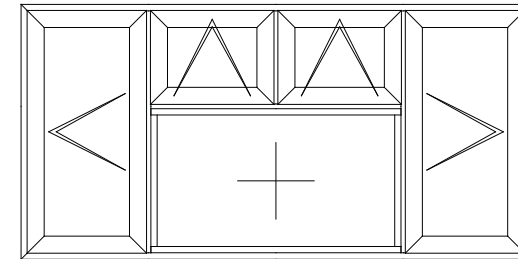
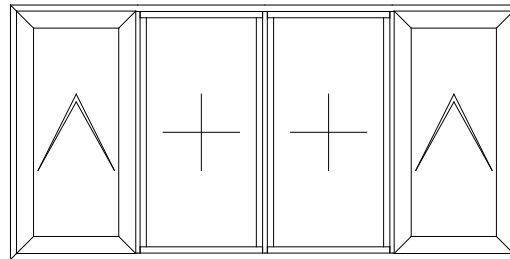
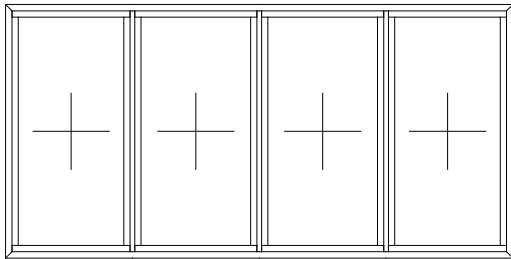
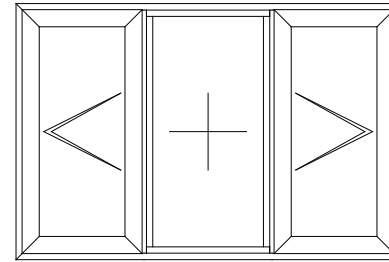
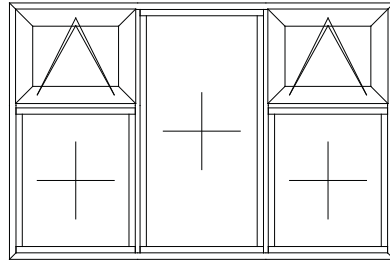
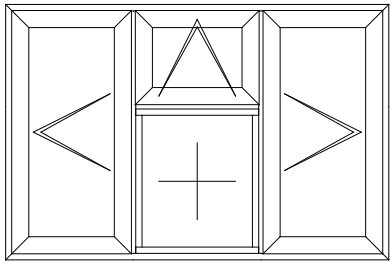
To make the decision slightly easier and for a bit of guidance, we've displayed some of the most popular configurations we manufacture.

Georgian Bars

For the ultimate level of personalisation, the OW-80 is able to be specified with Georgian bars. The bars are placed on the glass after installation, which will instantly give your home a more traditional look and feel with their beautiful and simplistic design.



Product displayed: OW-80
Colour shown: 7032M



The French window is available in many of the popular configurations shown above. All popular configurations are available for both the OW-70 and OW-80 systems.*

*French window configuration available for OW-80 system only.

Rest assured...
with Origin, all
of our products
are exclusively:

designed,
engineered,
manufactured,
delivered,
guaranteed
& supported

...in the UK, by us.

Product displayed: OW-80
Colour shown: 7016M

Practical information...

Planning Permission

Replacing the windows in your home doesn't usually require planning permission. However, there are exceptions to this rule. For example, if you live in a conservation area, are in a listed building or are drastically changing the window style, then planning permission may be required.

If new windows are part of an extension, then the extension plans should be discussed with your council from the early stages.

Contact your local council for information to see whether planning permission is required. In all circumstances, your chosen Origin partner should be able to guide you through the process.

Glass and Glazing

The Origin Premium Window is able to accommodate 28mm, 32mm or 44mm which allow double or triple glazing, whilst the Origin Slimline Window can accommodate double and triple (28mm) glazing units.

Whether you choose annealed, toughened, tinted, patterned or any other type of glass, as long as it fits within these glazing standards, they will fit in the Origin Window collection.

The Manufacturer

In the fenestration industry, the brand of the product is rarely the company that manufactures it. Quality can vary considerably between one manufacturer and another, and there is no guarantee that the windows produced are to the parent company's specification and quality standards.

Unlike the rest, Origin keep full control of the product from start to finish.

The Next Step...

Once you're set on turning your house into an Origin Home through the installation of award-winning doors and windows, contact Origin via the details on the reverse.

From here, our expert customer service team will be able to answer any additional questions you may have, or will be able to direct you to your local accredited Origin partner.

Our nationwide network of partners are carefully selected and extensively trained to ensure you receive the greatest quality product backed with a reliable and helpful service.

Visit your local showroom to view the Origin Home range. Your accredited Origin partner will be the one undertaking your installation, so they will be best placed to discuss your building project and costs with.



Origin is the UK's leading manufacturer of aluminium architectural solutions.

Now award-winning and operating internationally, Origin began in 2001 as a family company dedicated to the design, creation and manufacture of the UK's best quality doors, backed by uncompromising levels of service.

Cousins, Neil Ginger and Victoria Brocklesby, have since worked relentlessly to perfect the design and functionality of bi-folding doors, and to create and maintain the highly respected reputation for quality and service that they have today, while expanding the range to include Residential Doors, Sliding Doors and Windows.

As the business has continued to grow and diversify, the foundations of family ethos, pride and ownership in all stages of production firmly remain.

FineGlaze

**42 Wedgewood Street
Fairford Leys
Aylesbury
HP19 7HL
Tel: 01296435652**



FS 584084

