

FineGlaze

Swish[®]
WINDOW AND DOOR SYSTEMS



Twenty Four **Seven**
SYSTEM

SCULPTURED WINDOW & DOOR SYSTEM

TWENTY FOUR SEVEN SYSTEM



When we designed Twentyfour-Seven we took a clean sheet of paper and listed our priorities. For fabricators and installers the new system needed to be cost-effective and labour-saving, so we built in innovative fabrication and installation features learnt from our experience of making and fitting frames.

For homeowners we have made Twentyfour-Seven attractive, with slim sightlines. We also used our multi-million pound investment in environmentally sustainable PVC-U technology to make the range energy efficient.

All of which adds up to a window and door system purpose-made for modern fabricators, installers and homes.

Twenty Four **Seven**
SYSTEM


Sustainable Design

Twentyfour-Seven conserves the earth's resources. Its five chamber, 70mm front to back design minimises energy use in the home and its high level of recycled content in the RCM reinforcement means it uses fewer raw materials during production. As a PVC-U product it also has a 35 year lifespan after which it can be recycled up to 10 times to give a total life of 350 years.



Recycled Material

The combination of innovative components within the Twentyfour-Seven system, like RCM reinforcement, mean that the range can achieve a 22% recycled material rating for most window applications, and up to 30% for newbuild projects. This exceeds the BRE's target of 20% and is amongst the highest levels in the industry.



Labour-Saving Fabrication & Installation

With Twentyfour-Seven we have applied everything that we've learned about manufacturing and installing frames over 40 years. Our intelligent PCE gasket cuts factory processes and adds none back in. It also creates a superior weatherseal that improves installation performance. Elsewhere, localised profile thickening improves hardware anchorage and our single leg beads – which we introduced 20 years ago – just click into place.



Twentyfour-Seven at a glance

- 70mm five chamber design throughout
- Complete range of window styles – internal/external bead casement, tilt/turn, French
- Complete range of door styles – French, in/out residential, tilt/slide patio
- Unique triple glazing solution available
- PCE low line gasket system
- Bead to profile joint and feature edge throughout
- Optional RCM reinforcement
- Dedicated hardware range can be ordered with profile
- 24, 28mm and 44mm glazing options
- J-type single leg glazing bead for click-fit installation
- Swish-branded protective tape
- Rosewood on brown and Light Oak on caramel as well as on-white foil options
- Complete range of ancillaries

Materials specification

Twentyfour-Seven fully complies to the requirements of BS EN 12608: 2003 for the specification for high impact PVC-U.

All other materials used meet the relevant industry standards.

key system features

Five chamber
70mm energy
efficient design

Self-locating
dedicated
hardware range

Localised profile
thickening for excellent
hardware anchorage

Optional
RCM eco-friendly
reinforcement

PCE gasket reduces
manufacturing
times & improves
weatherseal

Deep drainage furrow

Click-fit single leg J bead

Call 0808 178 3040 or visit www.swishwindows.co.uk

CASEMENT WINDOWS



Features at a glance

- Fully sculptured 5 chamber profile suite
- Complete range of window styles – Internal / External bead casement, tilt/turn, French
- Identical internally glazed sash and externally glazed frame feature
- Dedicated clip floating mullion
- 10mm seal overlap on all casement sashes to increase weather performance
- All sashes accept 22mm back set locks
- Bespoke heritage horns
- PCE Low line gasket
- RCM, Steel and Aluminium reinforcement
- 24 and 28mm double glazing and 44mm triple glazing options
- Single leg glazing bead for click fit installation

Maximum and Minimum Sizes

The Twentyfour-Seven system can be used to produce almost any shape or size window in common usage. A sample range of styles and the size limits are shown in the table below.

The maximum dimensions shown may vary depending on the location of the installation and the local wind speed. The size of the window is governed by the limiting deflection of the glass and hardware size/weight limitations and this will define the maximum length of the mullion/transom and the glass area.

*	Maximum Width	Maximum Height	Max Combined
Side hung sash	740mm	1340mm	2100mm
Top hung sash	1240mm	1240mm	2400mm

* Notes:
Minimum depth/width of sash 350mm.

RESIDENTIAL DOORS



Features at a glance

- Five chamber system
- Complete range of door styles – French, Open In/Out residential, tilt /slide patio
- Fully sculptured suite
- Identical internally glazed sash and externally glazed frame feature
- Dedicated clip floating mullion
- Screw ported aluminium for mechanical jointing
- RCM, Steel and Aluminium reinforcement
- 24, 28 and 44mm glazing options
- Rosewood, Light Oak and White available as standard, plus additional 9 colours as part of the Options range
- Dedicated triple glazing solution also available

Hardware

The Twentyfour-Seven system includes dedicated hardware to enhance security and simplify fabrication and installation.

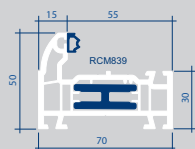
Dual position reinforcement allows the hardware to be fixed direct into the reinforcement for enhanced security when required.



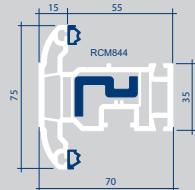
Twenty Four Seven
SYSTEM

SCULPTURED SYSTEM

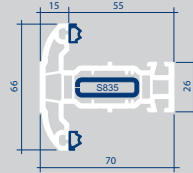
MAIN PROFILES



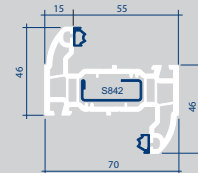
X839 - SLIM FRAME
Reinforcement Options:
RCM839
S839



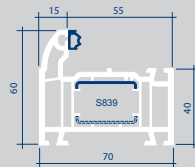
X844 - CASEMENT 'T' SASH
Reinforcement Options:
RCM844
RCM839
S844 (Lockside)
S845 (Non-Lockside)



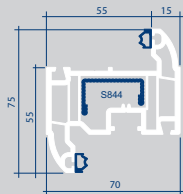
X835 - 'T' TRANSOM/MULLION
Reinforcement Options:
S842 (Light)
S835 (Heavy)
A835SP (Screw Ported)



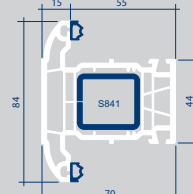
X842 - 'Z' TRANSOM/MULLION
Reinforcement Options:
S842 (Light)
S835 (Heavy)



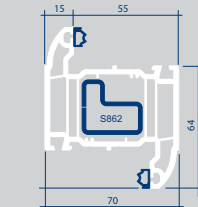
X841 - LARGE FRAME
Reinforcement Options:
RCM839
S839



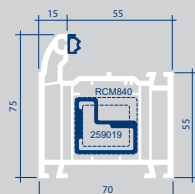
X845 - CASEMENT 'Z' SASH
Reinforcement Options:
RCM844
RCM839
S844 (Lockside)
S845 (Non-Lockside)



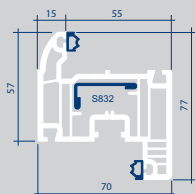
X855 - 'T' TRANSOM/MULLION
Reinforcement Options:
S855 (Light)
S862 (Stepped)
S841 (Heavy)
A855SP (Screw Ported)



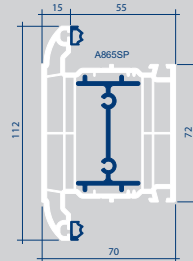
X862 - 'Z' TRANSOM/MULLION
Reinforcement Options:
S855 (Light)
S862 (Stepped)
S841 (Heavy)



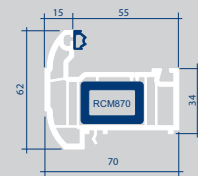
X840 - EXTRA LARGE FRAME
Reinforcement Options:
RCM839
RCM840
S840 (Stepped)
S847 (Light Box)
259019 (Stepped RCM 1.9M)
S839



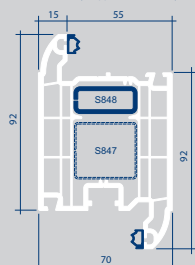
X832 - TILT & TURN SASH
Reinforcement Options:
S832



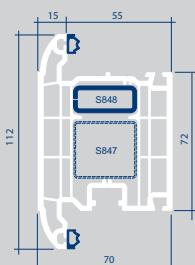
X865 - DOOR MIDRAIL
Reinforcement Options:
S865
A865SP (Screw Ported)



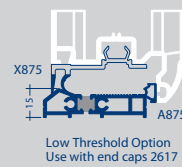
X870 - FLOATING MULLION
Reinforcement Options:
RCM870



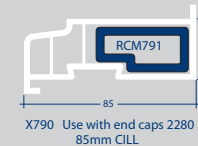
X848 - DOOR 'Z' SASH
Reinforcement Options:
S848 (Lockside)
S847 (Hingeside)
RCM840 (Flag Hinge Attachment)



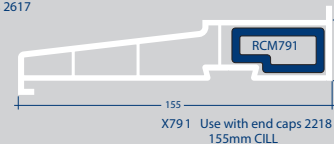
X847 - DOOR 'T' SASH
Reinforcement Options:
S848 (Lockside)
S847 (Hingeside)
RCM840 (Flag Hinge Attachment)



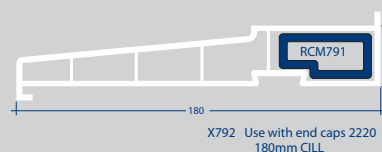
Low Threshold Option
Use with end caps 2617



X790 Use with end caps 2280 85mm CILL



X791 Use with end caps 2218 155mm CILL



X792 Use with end caps 2220 180mm CILL



X836 - OVOLO BEAD 24mm



X838 - OVOLO BEAD 28mm

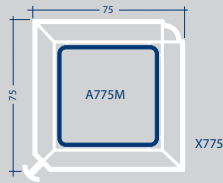


2315 - TRIPLE GLAZE BEAD 44mm

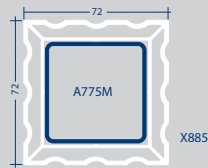


1842 REPAIR GASKET

ANCILLARIES



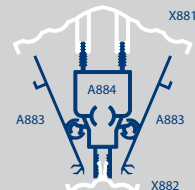
90° SQUARE
BAY POST
Use with 4310 Jack Assembly
and 4312 (2 off) Bearing Plates



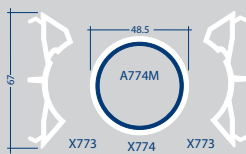
90° FLUTED SQUARE
BAY POST
Use with 4310 Jack Assembly
and 4312 (2 off) Bearing Plates



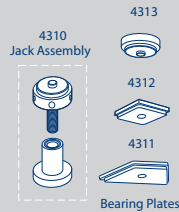
135° FLUTED
BAY COUPLER
Use with 4310 Jack Assembly
and 4311 (2 off) Bearing Plates



120° - 170° VARIABLE ANGLE
FLUTED BAY ASSEMBLY
Use with 4310 Jack Assembly
and 4313 (1 off) Bearing Plate



STANDARD BAY
POLE ASSEMBLY
Use with 4310 Jack Assembly
and 4313 (1 off) Bearing Plate



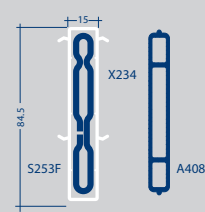
BAY POST
JACK COMPONENTS



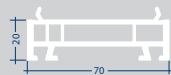
160° - 180°
STRAIGHT/BOW
BAY COUPLER



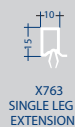
X766/S766
COUPLING MULLION



COUPLER



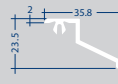
X760
20mm EXTENSION



X763
SINGLE LEG
EXTENSION



X765
3mm COUPLER



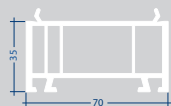
X767
HEAD DRIP



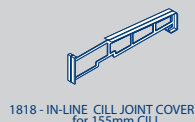
X718
EURO GROOVE INFILL



X769
WEATHER BAR
Use with end caps 2036
and retaining screws P2026



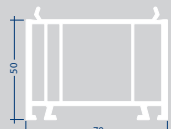
X761
35mm EXTENSION



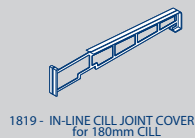
1818 - IN-LINE CILL JOINT COVER
for 155mm CILL



P2924 - SECURITY CLIP 24mm
P2928 - SECURITY CLIP 28mm



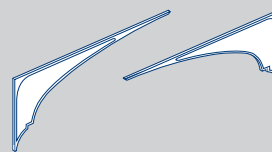
X762
50mm EXTENSION



1819 - IN-LINE CILL JOINT COVER
for 180mm CILL



P2920 - SECURITY CLIP
BASE PLATE PACK



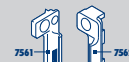
4653 - TUDOR ARCH



X776



1812 - 90° CILL JOINT COVER
for 155mm CILL



P7561 / P7562
HINGE PROTECTORS



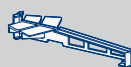
9851 - RUN-UP BLOCK



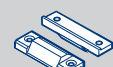
9852 - GLAZING BRIDGE



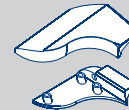
X777



1813 - 135° CILL JOINT COVER
for 155mm CILL



2607 - INTERLOCK (SASH)
2608 - INTERLOCK (FRAME)



9853 - HERITAGE HORN



9850 - FLOATING
MULLION END CAP

CONSERVING RESOURCES



Within a few short years issues of environmental sustainability have come to touch every aspect of our lives. Twentyfour-Seven is the first PVC-U window and door system that has been specifically designed to reduce energy and conserve raw materials.

Twentyfour-Seven benefits from Swish's experience, particularly in PVC-U recycling, to set the benchmark for sustainable PVC-U products. It can be used to create frames for everyday installations that have a recycled content of 22% - in excess of the BRE's guidelines – and in certain newbuild applications up to 30%. When combined with the appropriate glass the five chamber construction can easily achieve a Class A energy rating.

Twentyfour-Seven also conserves your resources. Its clever labour-saving features mean you need less man-hours to make and fit every frame.



FRAME OPTIONS



Twentyfour-Seven can be used to manufacture virtually any frame for virtually any property. Its slim sculptured sightlines are designed for easy manufacture and easy-clean maintenance.

The system features five chamber 70mm front-to-back construction and can be used to manufacture internally and externally beaded casements, tilt/turns and French windows as well as inward and outward opening residential doors, French doors and tilt/slide patio doors.

Twentyfour-Seven is available in white, Rosewood on brown and white and Light Oak on caramel and white from stock. In addition our unique Options range gives you a further nine colour choices especially developed to appeal to the modern homeowner. These can be supplied on special short runs with a fast turnaround.



Gale Grey	Hazy Grey	Siena PR	Irish Oak	Barley Water	Light Oak
Rosewood	Willow Green	Chartwell Green	Beck Brown	White	Vanilla



RCM Reinforcement

Swish's revolutionary RCM recycled composite material reinforcement is the environmentally sustainable alternative to steel or aluminium. It is also more workable than steel and its use reduces factory noise levels. Above all else, using RCM lifts the recycled content of Twentyfour-Seven frames to around 22%, above the 20% target set by the BRE for products used in newbuild projects.



The Swish Difference

- 40 years experience and brand presence in PVC-U home improvements
- Your business matters to us, whatever your size: we support you every step of the way
- Improve your conversion rates and average order value with the only recognisable retail brand available from any systems company
- Practical, proven marketing techniques bring you more customers prepared to pay a premium
- Make the windows you need for the markets you serve

For further information on Twentyfour-Seven and the full range of systems from Swish Window and Door Systems

call 0808 178 3040

or visit www.swishwindows.co.uk

Twenty Four Seven
SYSTEM

ACHIEVING ENERGY RATINGS WITH SWISH



The Twentyfour-seven system from Swish is one of the most modern and energy efficient profile systems available.


C Window Energy Ratings may be a minimum standard requirement now but why settle for just a C rating? With Twentyfour-seven, you can fabricate 'A' rated windows without the need for expensive low iron glass.

In addition we offer a unique tool to allow you to demonstrate compliance on any number of window specifications. The easy to use online tool allows fabricators to show compliance with Document L using either U-values or Window Energy Ratings.



Call 0808 178 3040 or visit www.swishwindows.co.uk

TRIPLE GLAZING SOLUTION



Whilst the Twentyfour-seven system can achieve impressive Window Energy Ratings and U-values with double glazed units we also offer the opportunity to upgrade to triple glazed units.

Capable of achieving a U-value of 0.8 with standard specification components the Twentyfour-seven Triple Glazed solution also has the benefit of providing greatly improved acoustic performance.



Features at a glance

- Capable of achieving a U-value of 0.8 or less
- Improved acoustic performance
- Maintains slim attractive appearance of a fully sculptured system
- Full range of hardware available to order with the profile
- Can be used in a wide range of window and door styles including casement, tilt/turn, pivot, French, residential doors and tilt/slide patio doors
- Optional RCM reinforcement
- Available in white, Rosewood and Light Oak from stock and the full range of Options foils available to order

FineGlaze

Swish®
WINDOW AND DOOR SYSTEMS



FineGlaze
42 Wedgewood Street
Fairford Leys
Aylesbury
HP19 7HL
Tel: 01296435652



FM09180
BS EN ISO 9001



EMS86980
BS EN ISO 14001



OHS523157
BS OHSAS 18001



Official Police Security Initiative



KM12893
BS EN 12608
PROFILE



KM33548
BS7950/BSEN12608
ENHANCED SECURITY
WINDOWS



KM515408
PAS23-1 & PAS24-1
SYSTEM SUPPLIER
GENERAL & ENHANCED
SECURITY DOORS

